

WIRING DIAGRAMS

Article Text

1988 Toyota MR2

For Ace Mechanics 123 Main Street San Diego Ca 92126

Copyright © 1997 Mitchell International

Friday, November 28, 2003 09:03AM

ARTICLE BEGINNING

1988 WIRING DIAGRAMS

Toyota

MR2

COMPONENT LOCATION MENU

COMPONENT LOCATIONS TABLE

AA

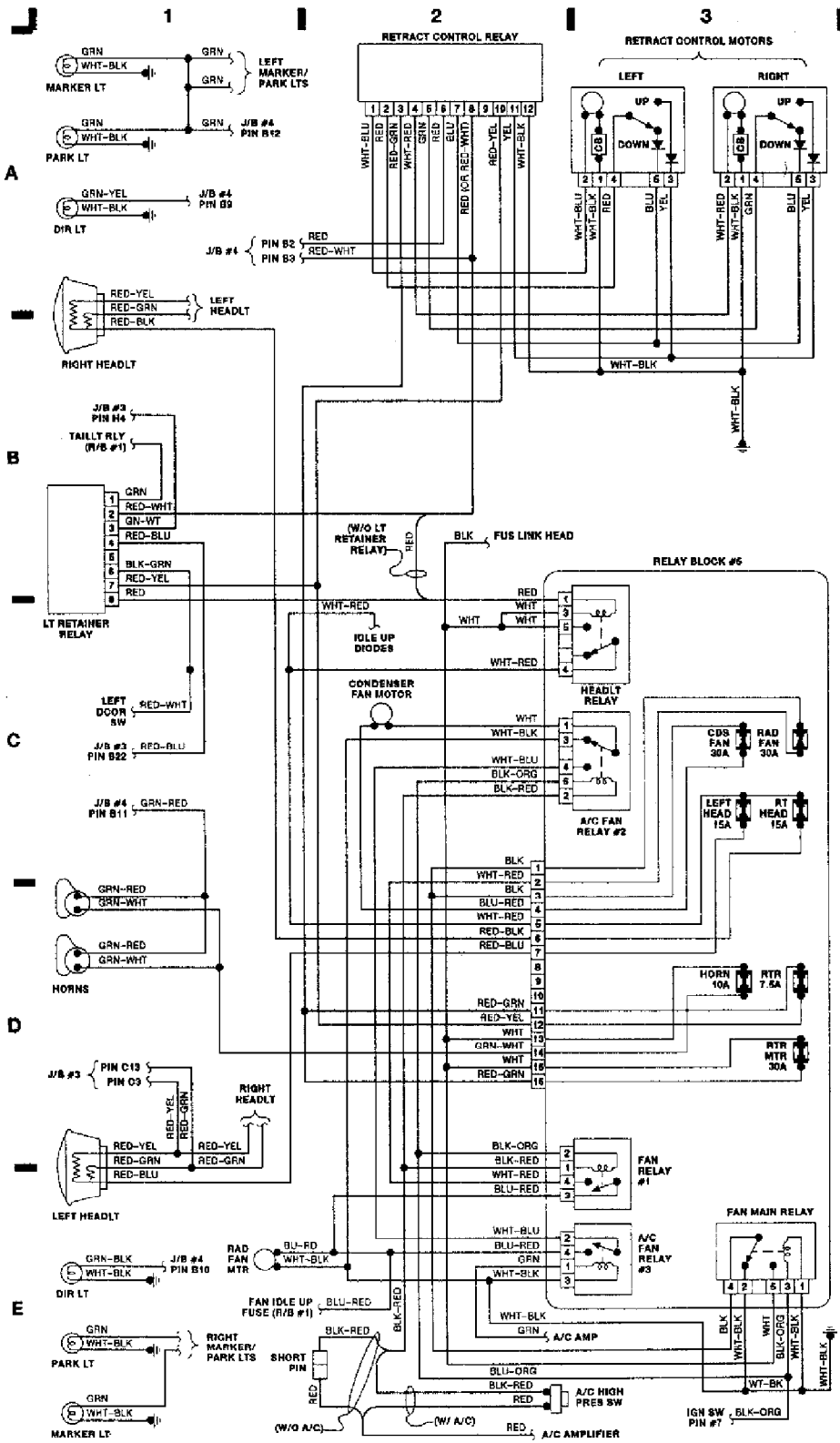
Component	Figure No. (Location)
A/C Heater Sys	3 (A-D 8-11)
Alternator	5 (A 16)
Back-Up Lt Sw	5 (B 17)
Battery	5 (C 16)
Brake Fluid Level Sw	2 (A 4)
Cig Ltr	4 (B 13)
Check Conn (GE)	6 (D 23)
Check Conn (GZE)	7 (D 27)
Circuit Opening Rly (GE)	6 (A 22)
Circuit Opening Rly (GZE)	7 (A 26)
Clock	4 (A 14)
Clutch Start Sw	5 (C 19)
Combination Sw	4 (A-C 12)
Cold Start Inj	5 (B 16)
Cooling Fan Computer	5 (D 16)
Coolant Temp Sens	2 (A 7)
Cruise Ctrl Sys	4 (D-E 12-13)
Defog Grid	8 (D 31)
Defog Sw	4 (C 14)
Dir Flasher	4 (A 12)
Door Sws	8 (D 30)
Elect Idle Up Cuy Rly	3 (C 8)
ECT Computer	5 (A 18-19)
EFI ECU (GE)	6 (B-D 20)
EFI ECU (GZE)	7 (A-D 24)
EFI Resistor (GZE)	7 (E 24)
Fuel Ctrl Sw (GZE)	7 (A 24)
Fuel Inj (GE)	6 (E 20)
Fuel Inj (GZE)	7 (E 24)
Fuel Sender	4 (B 14)
Horns	1 (D 1)
Idle Up Diodes	5 (A 17)
Idle Up VSV SOL (GE)	6 (D 21)
Ign Key Cyl Lt	2 (D 7)
Igniter (GE)	6 (E 22)

Igniter (GZE)	7 (E 26)
Ignition Sw	3 (E 8)
Illum Lts	4 (E 14)
Inst Cluster	4 (A-C 15)
Interior Lt	8 (E 30)
J/B #3	2 (B-E 5-6)
J/B #4	2 (A-B 5-6)
Junction Conn	4 (E 15)
Lt Retainer Rly	1 (B 1)
Neutral Start Sw	5 (B 18)
O/D Main Sw	4 (C 14)
Oil Pres Sens	2 (A 7)
Park Brake Sw	2 (D 7)
Pattern Select Sw	4 (A 14)
Power Antenna	8 (A 30)
Power Door Locks	8 (D-E 28-29)
Power Mirrors	8 (A-B 28)
Power Windows	8 (B-D 29-31)
Radiator Fan Motor	1 (E 1)
Radio (Partial)	4 (D 15)
Relay Block #1	3 (D-E 10-11)
Relay Block #2	5 (D-E 16-19)
Relay Block #4	3 (D 8)
Relay Block #5	1 (C-E 3)
Retract Ctrl Rly	1 (A 2)
Rheostat	4 (E 13)
Seat Belt Warn Rly	8 (C 28)
Starter	5 (C 16)
Stop Lt Sw	2 (C 7)
Supercharger Rly	7 (E 25)
Transmission Sols	5 (B 18)
Unlock Warn Sw	8 (C 28)
Washer Motor	4 (B 13)
Wiper Motor	4 (C 13)
AA	

WIRING DIAGRAMS

COMPONENT LOCATOR:

A/C HEATER SYS	A-D 8-11
ALTERNATOR	A 18
BACK-UP LT SW	B 17
BATTERY	C 16
BRAKE FLUID LEVEL SW	A 4
CIG LTR	B 13
CHECK COMM (GZE)	D 23
CHECK COMM (GZE)	D 27
CIRCUIT OPENING RLY (GZE)	A 22
CIRCUIT OPENING RLY (GZE)	A 26
CLOCK	A 14
CLUTCH START SW	C 19
COMBINATION SW	A-C 12
COLD START INJ	B 36
COOLING FAN COMPUTER	D 16
COOLANT TEMP SENS	A 7
CRUISE CTRL SYS	D-E 12-13
DEFOG GRD	D 31
DEFOG SW	C 14
DIR FLASHER	A 12
DOOR SWS	D 30
ELECT IDLE UP CUY RLY	C 8
ECT COMPUTER	A 18-19
EPI ECU (GZE)	B-D 20
EPI ECU (GZE)	A-D 24
EPI RESISTOR (GZE)	E 24
FUEL CTRL SW (GZE)	A 24
FUEL INJ (GZE)	E 20
FUEL INJ (GZE)	E 24
FUEL SENDER	B 14
HORNS	D 1
IDLE UP DIODES	A 17
IDLE UP VSV SOL (GZE)	D 21
IGN KEY CYL LT	D 7
IGNITER (GZE)	E 22
IGNITER (GZE)	E 26
IGNITION SW	E 8
ILLUM LTS	E 14
INST CLUSTER	A-C 15
INTERIOR LT	E 30
J/B #3	B-E 6-6
J/B #4	A-B 6-6
JUNCTION COMM	E 15
LT RETAINER RLY	B 1
NEUTRAL START SW	B 19
O/D MAIN SW	C 14
OIL PRES SENS	A 7
PARK BRAKE SW	C 7
PATTERN SELECT SW	A 14
POWER ANTENNA	A 30
POWER DOOR LOCKS	D-E 28-29
POWER MIRRORS	A-B 38
POWER WINDOWS	B-D 26-37
RADIATOR FAN MOTOR	E 1
RADIO (PARTIAL)	D 15
RELAY BLOCK #1	D-E 18-11
RELAY BLOCK #2	D-E 16-19
RELAY BLOCK #4	D 8
RELAY BLOCK #5	C-E 3
RETRACT CTRL RLY	A 2
RHEOSTAT	E 13
SEAT BELT WARN RLY	C 23
STARTER	C 16
STOP LT SW	C 7
SUPERCHARGER RLY	E 25
TRANSMISSION SOLS	B 18
UNLOCK WARN SW	C 28
WASHER MOTOR	B 13
WIPER MOTOR	C 13



WIRING DIAG

Fig. 1: Engine Compartment, Headlights & Relay Block #6

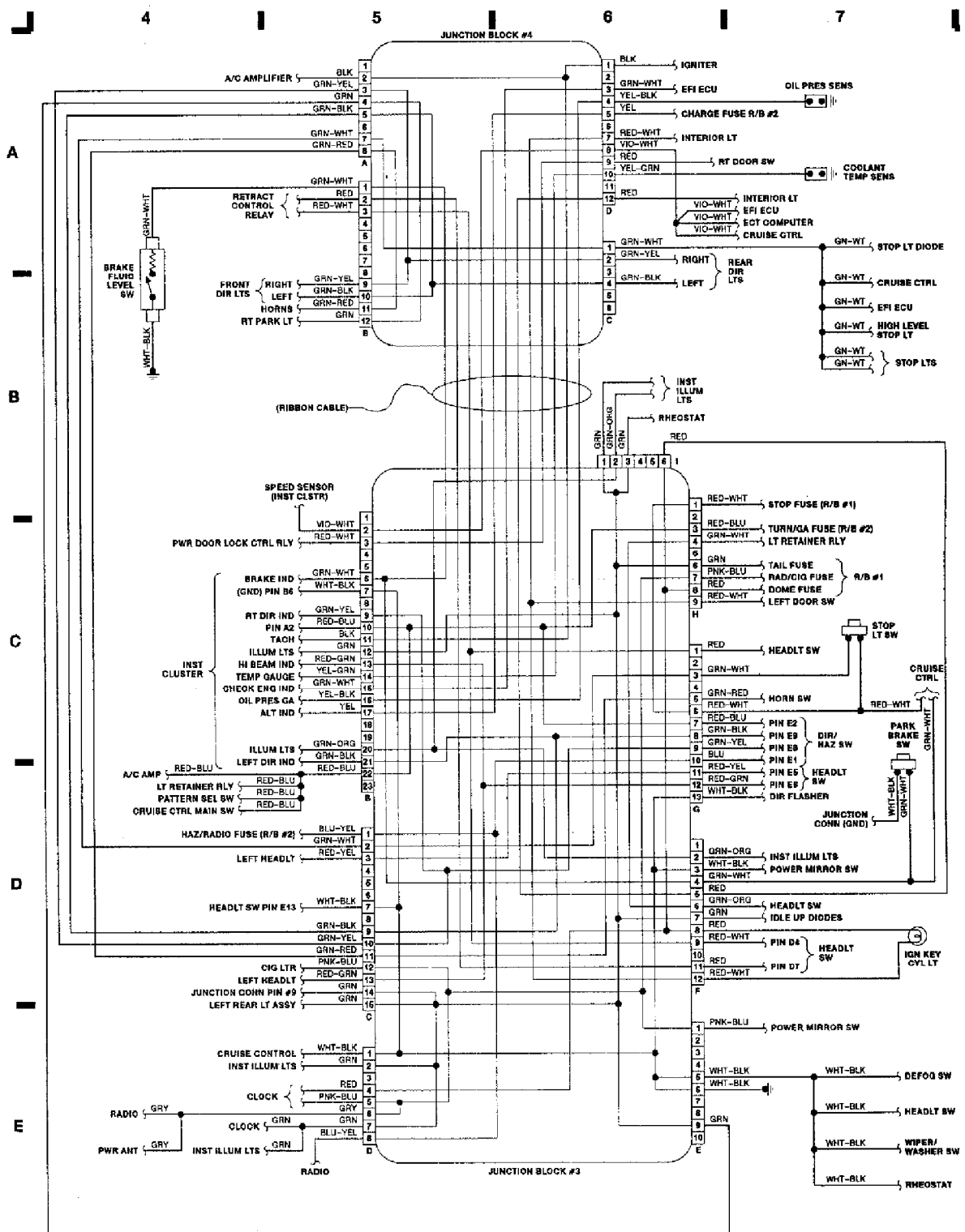


Fig. 2: Junction Blocks #3 & 4
 WIRING DIAGRAMS Article Text (p. 4) 1988 Toyota MR2 For Ace Mechanics 123 Main Street San Diego Ca 92126 Copyright

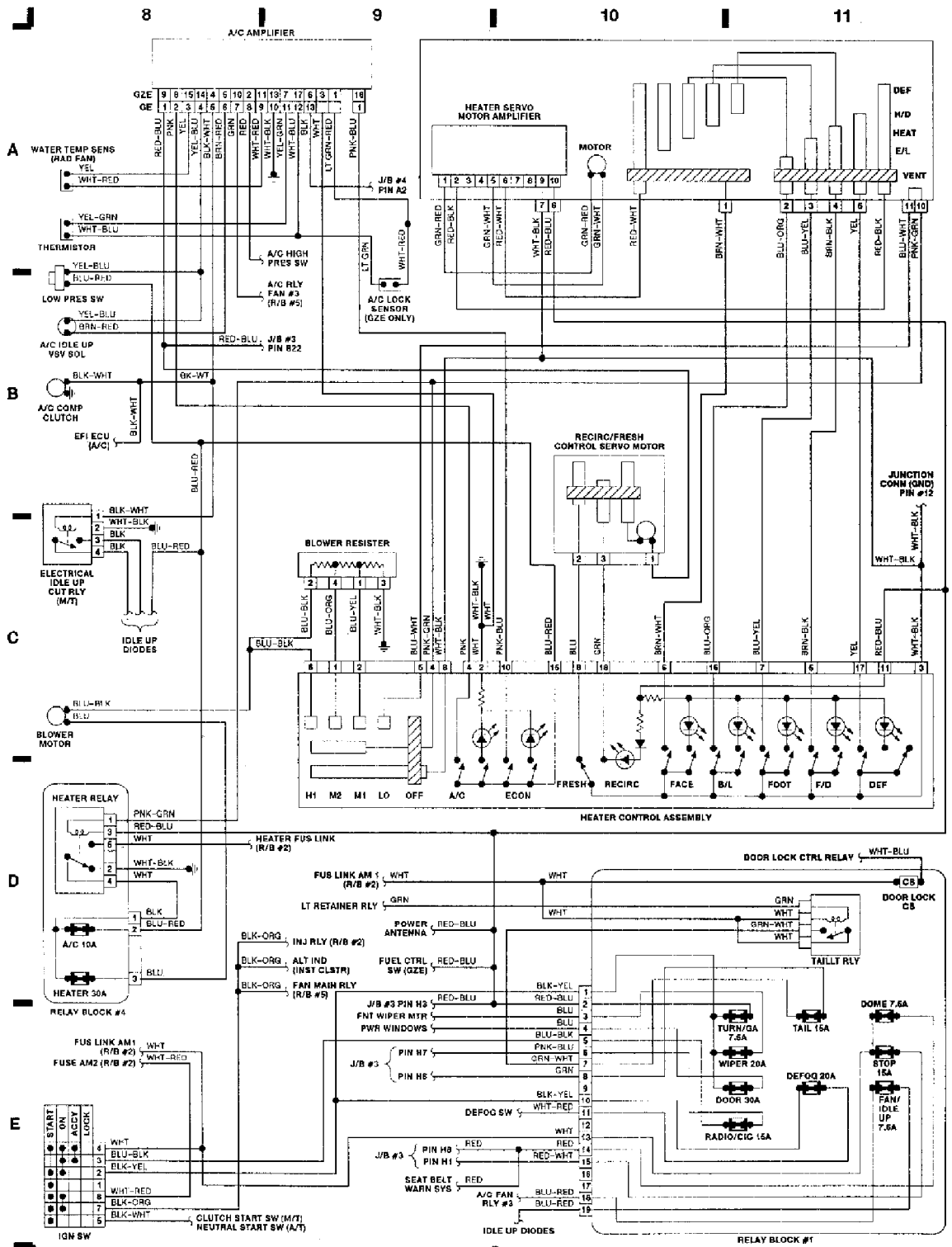


Fig. 3: Relay Block #1, A/C & Heating, Ignition Switch
 WIRING DIAGRAMS Article Text (p. 5) 1988 Toyota MR2 For Ace Mechanics 123 Main Street San Diego Ca 92126 Copyright

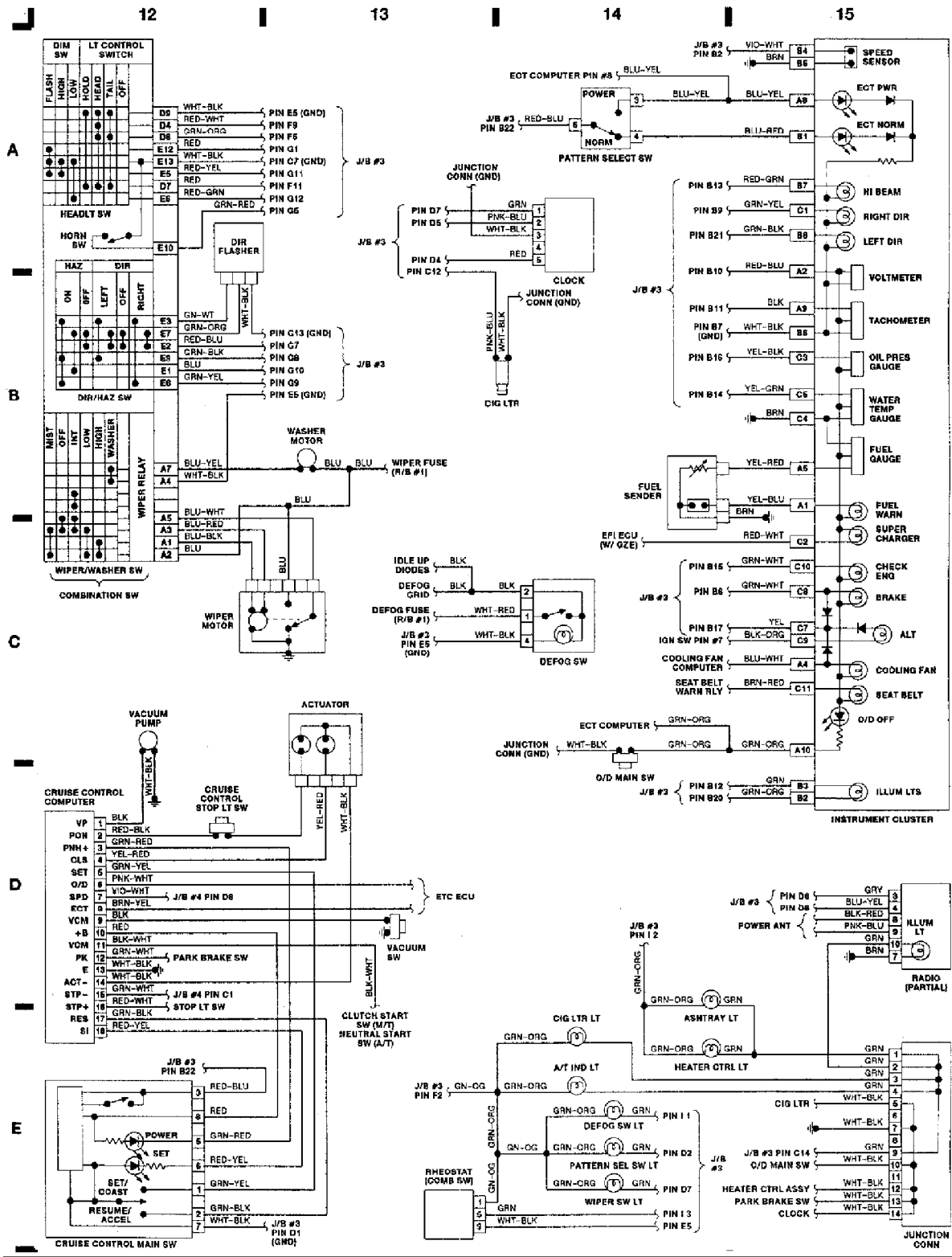


Fig. 4: Instrument Panel (Cont.), Cluster, Cruise, Combination Switch, Wiper/Washer, Vacuum Pump
 WIRING DIAGRAMS Article Text (p. 6) 1988 Toyota MR2 For Ace Mechanics 123 Main Street San Diego Ca 92126 Copyright

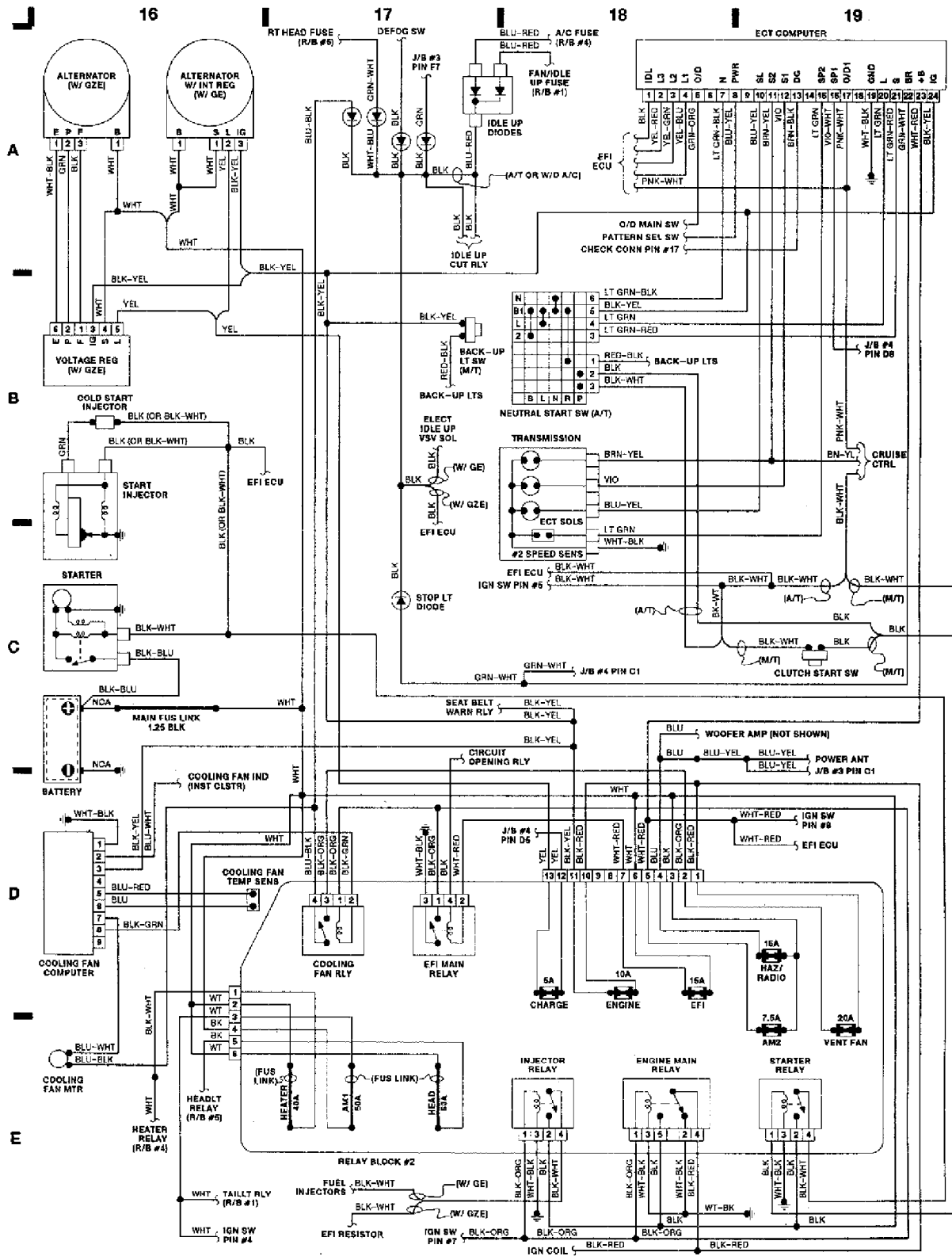


Fig. 5: Engine Compartment, Alternator, ECT Computer, Relay Block #2
 WIRING DIAGRAMS Article Text (p. 7) 1988 Toyota MR2 For Ace Mechanics 123 Main Street San Diego Ca 92126 Copyric

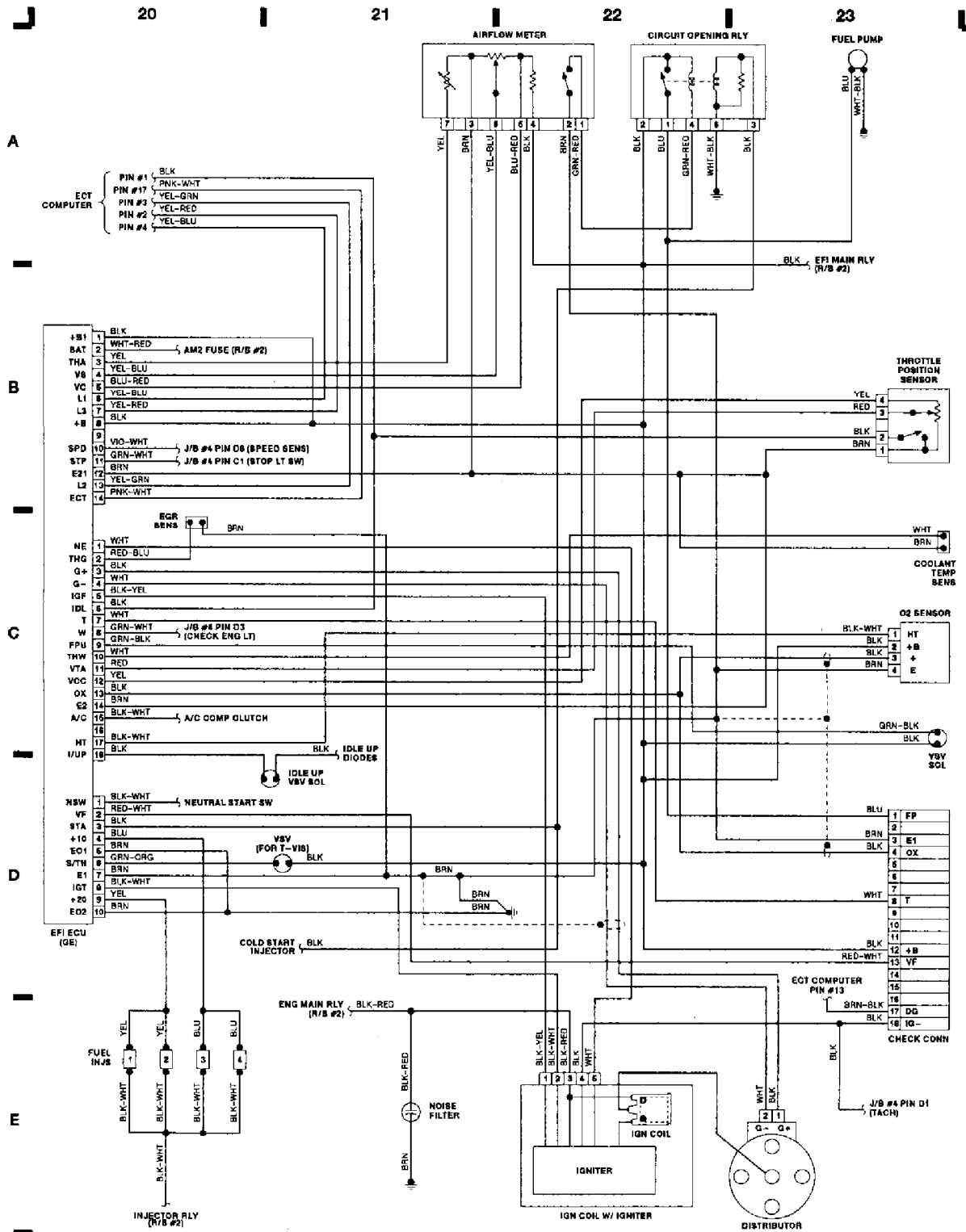


Fig. 6: Engine Compartment, Fuel System, EFI ECU, Ignition (GE Engines)
 WIRING DIAGRAMS Article Text (p. 8) 1988 Toyota MR2 For Ace Mechanics 123 Main Street San Diego Ca 92126 Copyright

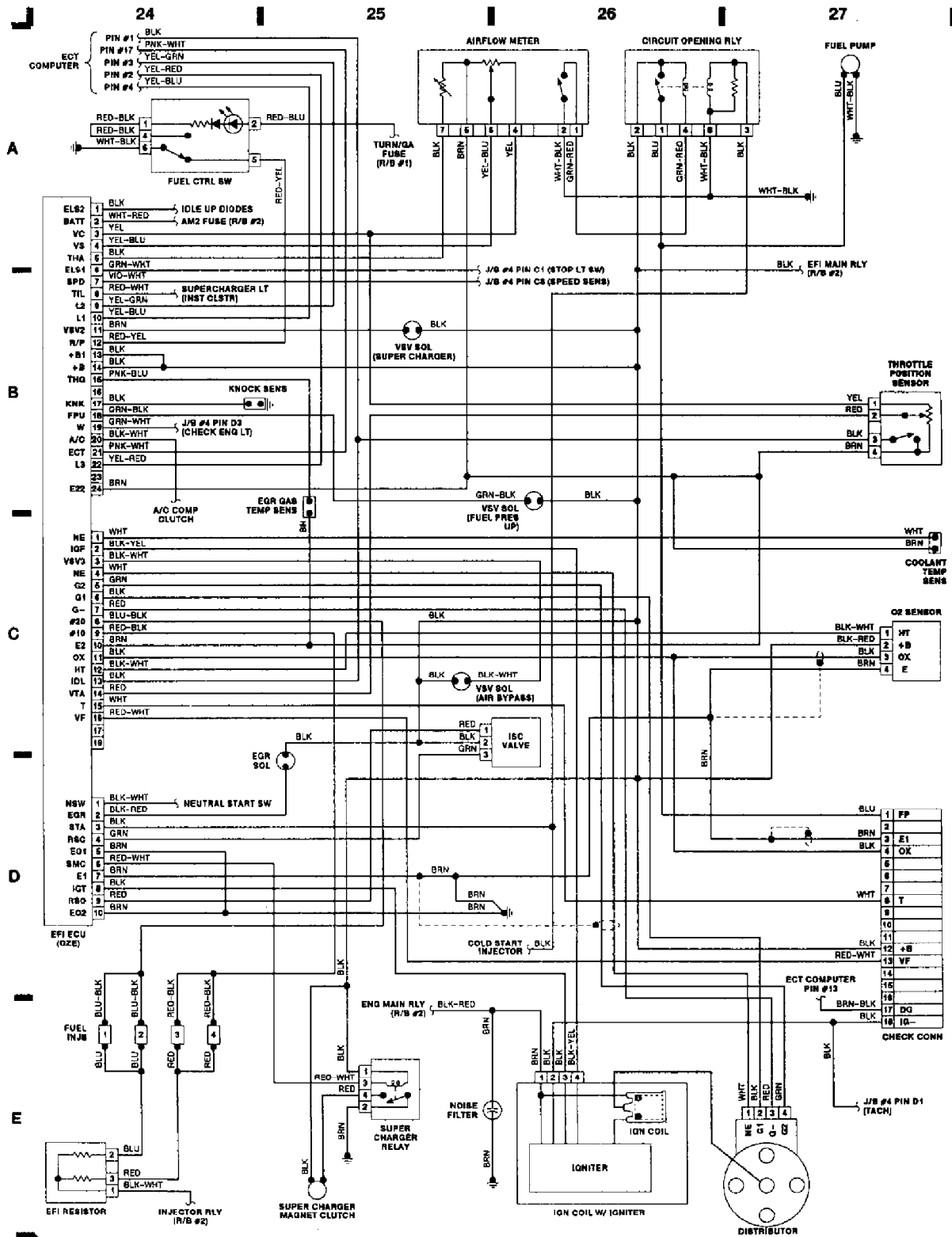


Fig. 7: Engine Compartment, Fuel System, EFI ECU, Ignition (GZE)

END OF ARTICLE